

HYGIENIC BALL VALVES M3H FULL BORE (6" ASME BPE)

DESCRIPTION

M3H three piece body ball valves are isolating valves designed for use with clean steam, condensate and other gases and liquids used in high purity and aseptic processes.

The valve is not designed as a control valve and should only be used as an isolating valve, fully open or fully closed.

The product is mainly designed for the pharmaceutical, biotech, semiconductor, cosmetics, fine chemical, food and beverage industries.

MAIN FEATURES

Full bore floating ball design.

A351 CF3M body and ends with ferrite content of less than 2% and low sulphur between 0,005 and 0,017%.

Can be serviced without removal from pipeline.

Tube weld with loose body flanges (360° rotation after installation).

Bidirectional.

Antistatic device.

Anti blow out proof stem.

ISO 5211 mounting.

STANDARD SURFACE FINISH

Internal wetted parts: $\leq 0,51$ micron Ra – SF1.

External: as casted.

Ultrasonic cleaning.

OPTIONS: Different sealing materials.
Degreased for oxygen use.
Cavity filler.

USE: Clean steam, gases and liquids compatible with the construction.

AVAILABLE MODELS: M3H – Investment casting.

SIZES: 6".

CONNECTIONS: According to ASME BPE.
TC – Sanitary clamps.
ETO – Extended tube orbital welding.
TC / ETO – Combination.

PACKAGING: Assembling and packaging in a clean room certified according to ISO 14644-1.
The product is end capped and sealed with recyclable thermo-shrinkable plastic film, to avoid contamination.

INSTALLATION: See IMI.

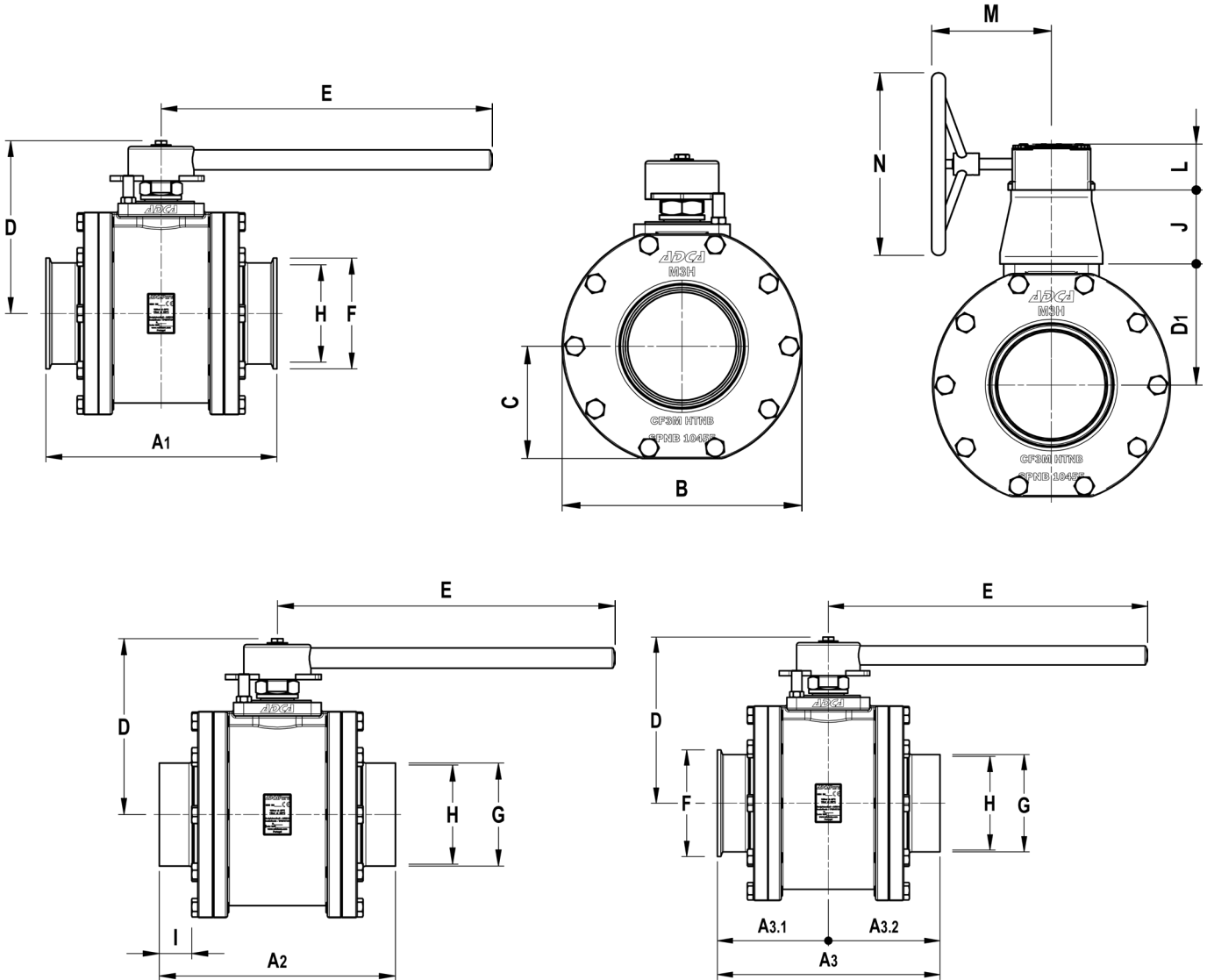


**CE MARKING – GROUP 2
(PED – European Directive)**

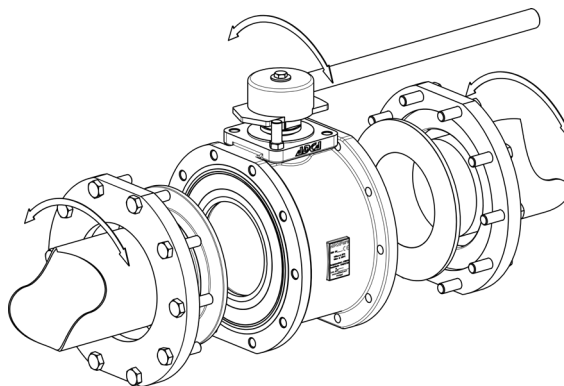
PN16	Category
DN 150	1 (CE marked)

DIMENSIONS (mm) ASME BPE

SIZE	A1	A2	A3	A3.1	A3.2	B	C	D	D1	E	F	G	H	I	J	L	M	N	BALL PORT	ISO 5211	WGT. (kg)
6"	350	350	350	175	175	324	153	260	166	500	167	152	147	48	101	63	164	250	152,4	F14	94,9



Tube weld easy and quick installation - standard



Loose body flanges make it possible to install the valve without aligning of the welded end connections. After installation the valve can rotate on 360° for the desired orientation.

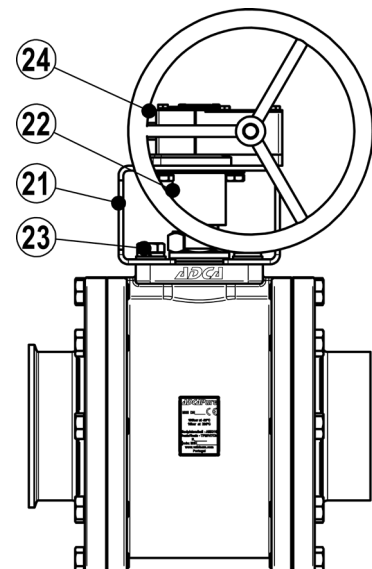
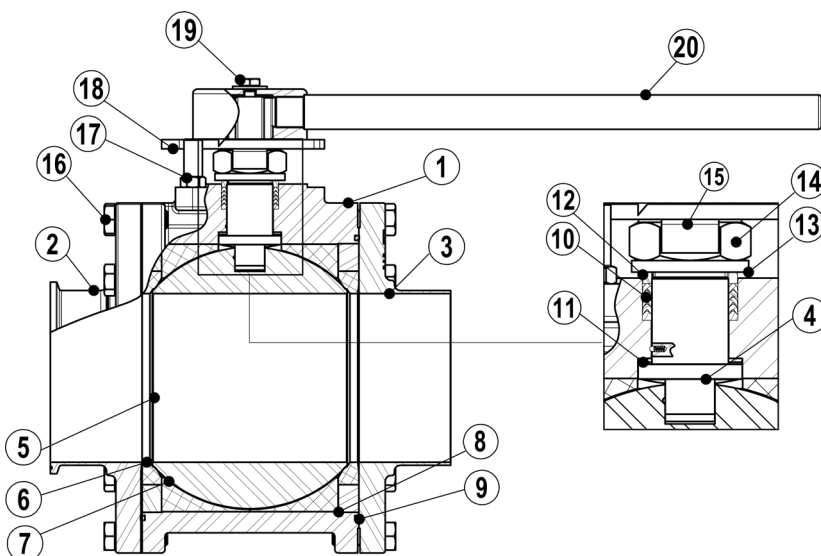



MATERIALS

POS. N°	DESIGNATION	MATERIAL
1	Valve body	CF3M / 1.4409
2	TC end connection	CF3M / 1.4409
3	Tube weld end connection	CF3M / 1.4409
4	Stem	AISI 316L / 1.4404
5	* Valve ball	AISI 316L / 1.4404
6	* Standard seat	TFM 1600
7	* Cavity filler seat	TFM 1600
8	Body ring	AISI 316L / 1.4404
9	* Body seal	PTFE
10	* Stem seals	TFM 1600
11	* Stem thrust seal	TFM 1600 - PEEK
12	* Spacer	AISI 316 / 1.4401
13	Spring washer	AISI 304 / 1.4301
14	Compression nut	AISI 304 / 1.4301
15	* Lock washer	AISI 304 / 1.4301
16	Fixing screw	AISI 304 / 1.4301
17	Handle stopper pin	AISI 304 / 1.4301
18	Handle stopper	AISI 304 / 1.4301
19	Handle fixing bolt	AISI 304 / 1.4301
20	Handle	AISI 304 / 1.4301
21	Bracket	AISI 304 / 1.4301
22	Bracket stem	AISI 304 / 1.4301
23	Bracket bolts	AISI 304 / 1.4301
24	Gearbox	Cast iron

* Available spare parts;

Remarks: FDA / USP Class VI seals certificate on request.

All valves have a serial number. In case of non-standard valves, this number must be supplied if spare parts are ordered.



ORDERING CODES M3H												
Valve model	MH	X	X	X	F	X	X	CB	X	150		
M3H 3 pieces ball valve CF3M	MH											
Lever handle												
Flat lever handle stainless steel / plastic cover		X										
Flat lever handle stainless steel / plastic cover w/ lockable system		3										
Bare stem		9										
Material												
CF3M / 1.4409			X									
Seat design												
Standard seats					X							
Cavity fillers					F							
Seat material												
TFM 1600					F							
Surface finish (a)												
Standard surface finish						X						
Electropolished internal wetted parts (SF5)						E						
Special features												
None								X				
Oxygen cleaning								O				
End connections												
TC – Sanitary clamps ASME BPE								CB				
ETO – Extended tube orbital welding ASME BPE (360° rotation design)								TB				
TC / ETO – Combination ASME BPE (360° rotation design)								CTB				
Ball port												
Full bore (standard)									X			
True bore									NA			
Size												
6"										150		
Special valves / Extras												
Full description or additional codes have to be added in case of a non standard combination											E	

(a) Consult IS PV20.00 (Technical information) for further details and other surface finish options.

NA – Not available.