

VAF Aseptic Tank Bottom Valve Straight welded body



The welding pad of the body is conceived to be flush welded to the vessel bottom, resulting as an integral part of the tank surface, for preventing stagnation of the media. Designed to be completely cleanable and sterilizable. It also offers a wide range of optional and fully customizable according to project requirements.



ADVANTAGES:

- ✓ Smooth inlet cone open to the turbulence of mixing
- ✓ Minimized dead leg
- ✓ Compact body
- ✓ No product entrapment
- ✓ Minimized diaphragm's stress, more reliability and lifespan
- ✓ Simple and fast maintenance
- ✓ Certified materials for Pharmaceutical use
- ✓ Full traceability

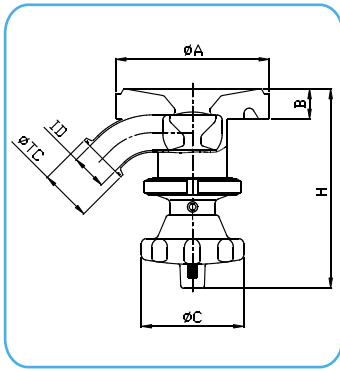
APPLICATION:

Designed for meeting the requirements of the tanks in the Pharmaceutical, Food & Beverage, Cosmetics, Dairy and Fine Chemicals industries.

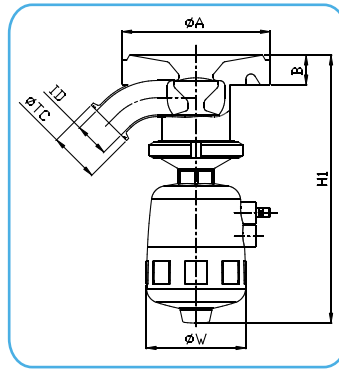
Our valves are suitable for direct installation on the bottom of tanks and preparation reactors for product discharge, with the best combination of hygienic design and flow optimization.

Size range	¾" - 1" - 1 ½" - 2" - 3" - 4"
End connections	Tri-Clamp or butt weld dimensionally according to ASME BPE
Stainless steel in contact parts Material	AISI 316L - 1.4404
Diaphragm Material	Modified PTFE Silicone (up to 2")
Internal surface finish	Ra ≤ 0.5µm
Working pressure rating	From ¾" to 2" Vacuum + 6 barg 3" and 4" Vacuum + 5 barg 6" Vacuum + 3.5 barg
Certifications	3.1 material certificates (in contact) according to UNI EN 10204 FDA USP Class VI ATEX other certificates on request

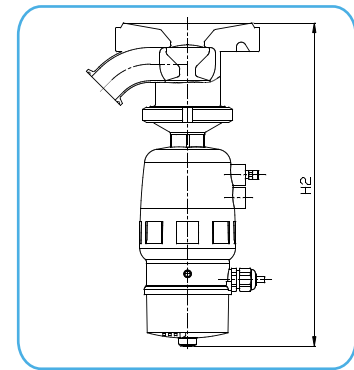
*For actuators and optional see page 2-3



**VAF
MANUAL
THERMOPLASTIC**



**VAF
PNEUMATIC
THERMOPLASTIC**



**VAF
PNEUMATIC
THERMOPLASTIC
+ SWITCH BOX**

CODE	SIZE	DN	ØTC mm	ID mm	ØA mm	B mm	ØC mm	H mm	ØW mm	H1 mm	H2 mm
VAF-075AH-...-71A	¾"	20	25	15.75	44	-	50	83	53	145	211
VAF-100-020AJ-...-71A	1"	25	50.5	22.1	100	20	100	170	80	216	291
VAF-150-030AM-...-71A	1" ½	40	50.5	34.8	150	30	100	195	101	270	338
VAF-200-030AN-...-71A	2"	50	64	47.5	180	30	100	207	126	327	398
VAF-300-035AP-...-71A	3"	80	91	72.9	200	35	100	243	211	405	497
VAF-400-040AR-...-71A	4"	100	119	97.4	250	40	150	310	261	435	528

*... Check our [configurator](#) for the complete code

STANDARD DIAPHRAGM

Size	Modified PTFE	Silicone
¾"	MVA-075-T	MVA-075-X
1"	MVA-100-T	MVA-100-X
1" ½	MVA-150-T	MVA-150-X
2"	MVA-200-T	MVA-200-X
3"	MVA-300-T	-
4"	MVA-400-T	-

* The diaphragm's materials are not interchangeable. Contact us for switching from a material to another.



MODIFIED PTFE



SILICONE

STANDARD ACTUATORS

- Manual and pneumatic thermoPlastic have both visual position indicator
- Minimum air pressure for actuator opening:

Size	Bar
¾"	5.5
1"	5.5
1" ½	6
2"	5
3"	4.5
4"	4




**MANUAL
THERMOPLASTIC**



**PNEUMATIC
THERMOPLASTIC
SIMPLE EFFECT N.C.**



- Manual stainless steel **(A)**
 - Pneumatic stainless steel simple effect N.C. **(B)**
 - Pneumatic stainless steel double effect
 - Pneumatic thermoplastic simple effect N.O.
 - Pneumatic thermoplastic double effect
 - 90 Deg extension for manual actuator **(C)**
 - Limit switch box **(D)**
 - Sensors on handle **(E)**
 - CIP/SIP Connection for internal chamber **(F)**
 - CIP/ SIP satellite valve **(G)**
 - Bellow type diaphragm for an increased stroke **(H)**
 - Diaphragm with AISI 316L coating cap, for abrasive crystal application **(I)**
 - Electropolishing
 - Internal surface finish $Ra \leq 0.38\mu m$
 - Other Materials
 - Customizable on request
 - ATEX certification
- CE  II 2G Ex h IIB T6...T3 Gb X
 II 2D Ex h IIIC T85°C...T155°C Db X

