

VPK Aseptic Sampling Valve



The VPK sampling valves are designed to take samples aseptically, thanks to their configuration they can be sterilized with pure steam by SIP process or washed by CIP process, to create a protective barrier on the diaphragm and on the valve's chamber, with the valve in closed position. Their engineered diaphragm avoids product entrapment in asymptotic area, moreover it is placed flush to the inlet connection with a zero dead leg. The internal design of the body grants a complete drainability. It also offers a wide range of optional and fully customizable according to project requirements.



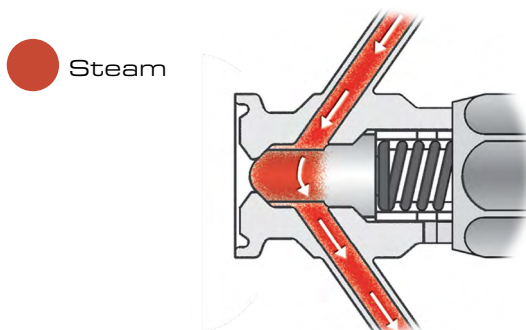
ADVANTAGES:

- ✓ Sterilizable in line
- ✓ Fully draining
- ✓ Hygienic internal surface design
- ✓ No product entrapment
- ✓ Minimized diaphragm's stress, more reliability and lifespan
- ✓ Certified materials for Pharmaceutical use
- ✓ Full traceability

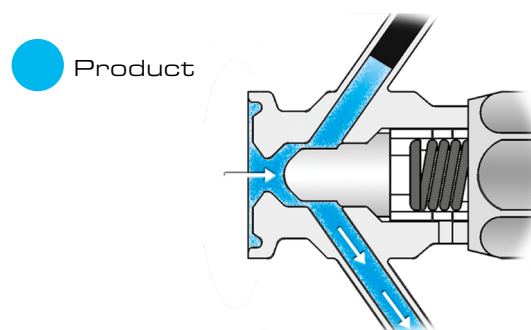
APPLICATION:

Aseptic sampling valves suitable for installation on the tanks or process lines of Pharmaceutical, Food & Beverage, Cosmetics, Dairy and Fine Chemicals plants. These valves are the ideal solution to take a true representative sample of sterile liquids.

Size range	1/2" - 3/4" - 1" - 1 1/2" - 2" - 3" - 4"
Stainless steel in contact parts Material	AISI 316L - 1.4404
Diaphragm Material	Modified PTFE Silicone
Internal surface finish	Ra ≤ 0.5µm
Working pressure rating	Vacuum + 10 barg
Max working temperature	150°C
Certifications	3.1 material certificates (in contact) according to UNI EN 10204 FDA USP Class VI ATEX other certificates on request



Steam sterilisation
Valve closed (CIP/steril. phase)



Sampling
Valve open (sampling phase)



PROCESS CONNECTION



1/2" Clamp ASME BPE/BS 4825

Butt Weld Ø19.05mm

1/4" Male Gas Thread - ISO228/1

For Ingold Ø25mm length 30mm

3/4" Clamp ASME BPE/BS 4825

3/8" Male Gas Thread - ISO228/1

1" Clamp ASME BPE/BS 4825

1/2" Male Gas Thread - ISO228/1

1 1/2" Clamp ASME BPE/BS 4825

2" Clamp ASME BPE/BS 4825

2 1/2" Clamp ASME BPE/BS 4825

3" Clamp ASME BPE/BS 4825

4" Clamp ASME BPE/BS 4825

SAMPLING OUTLET CONNECTION



1/2" Clamp ASME BPE/BS 4825

Hose Barb Ø6.35 x 1.24mm

Butt Weld Ø6.35x1.24mm

Quick Connection O3

CIP/SIP CONNECTION



1/2" Clamp ASME BPE/BS 4825

Hose Barb Ø6.35 x 1.24mm

Butt Weld Ø6.35x1.24mm



Quick Connection O3

No connection



DIAPHRAGMS



Silicone



Modified PTFE



Modified PTFE for Ingold valve

ACTUATION




Manual thermoplastic



Manual with lever ON/OFF



Manual lever with spring return





Pneumatic simple effect n.c.



Pneumatic simple effect n.c. + manual lever

OPTIONAL

- Inductive sensor for pneumatic actuator
- Electropolishing
- Other Materials
- Other types of connections
- VPZ directly welded on pipe with zero dead leg
- Customizable on request
- ATEX certification   II 2G Ex h IIB T6...T3 Gb
II 2D Ex h IIIC T85°C...T155°C Db