



SaniSure®

Be sure.

CLAMP INSTALLATION TOOL

Engineered Single Use Solutions...Reducing Operational Cost, Improving Production Efficiency

The Ideal Tool
for Installing
Your SaniSure
CLAMP!



Model: SS-MK-9-HT

- SaniSure Clamp Tension and Cut-off tools reduce operator fatigue and speed assembly.
- Preset tension makes installation non operator dependent.
- Preset by factory for optimum performance of the SaniSure Clamp
- Calibrated version available with certification provided
- Ergonomic design ideally fits the operator's hand. Padded hand grips further reduce impact to the hand.
- Automatically tension and flush cutoff of excess with no sharp edges
- Low friction bearing mechanisms reduce hand effort and provide a smooth stroke.
- Extremely light housing manufactured from glass reinforced nylon weighs just 13 ounces.
- Adjustable Tension for specific applications.
- Equipped with hook for easy hanging when the tool is not in use.

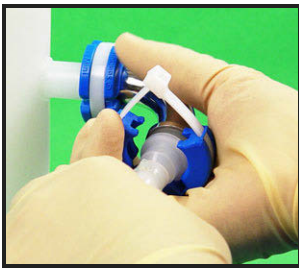


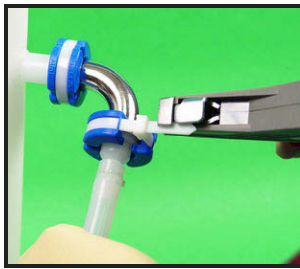
SaniSure®


Be sure.


SaniSure is a registered trademark of SaniSure, Inc.

Operating Procedures:

- 

1. Position SaniSure Clamp around sanitary clamp fitting. Insert cable tie end and slide clamp closed.
- 


2. Slide installation gun onto the end of the cable tie.
- 

3. Tighten the cable tie by squeezing the trigger one or more pulls - The cable tie is automatically cut off flush when the tension setting is reached.
- 

4. SaniSure Clamp installed.

Tension Adjustment:

Settings range from (STD 1-4) and (HVY 4-8)



Approximate cut-off force of tool


Setting	Lbs (Newtons)	Setting	Lbs (Newtons)
1	17 (78)	5*	50 (222)
2	25 (111)	6	62 (275)
3	33 (146)	7**	74 (329)
4	42 (186)	8	87 (386)

*Preset for Mini & STD 1500

**Preset for 1500 HD



Tension Adjustment Lock - Move screw to desired position



Distributed by:

www.SaniSure.com

IMPORTANT: It is the user's responsibility to ensure the suitability and safety of SaniSure, Inc. products for all intended uses.

For a period of 90 days from the date of first sale, SaniSure, Inc. warrants this product to be free from defects in materials and workmanship. Our only obligation will be to replace any portion proving defective, or at our option, to refund the purchase price thereof. User assumes all other risk, if any, including the risk of injury, loss or damage, direct or consequential, arising out of the use, misuse, or inability to use, this product. THIS WARRANTY IS IN LIEU OF THE WARRANTIES OF MERCHANTABILITY, FITNESS FOR PARTICULAR PURPOSE, AND ALL OTHER WARRANTIES, EXPRESSED OR IMPLIED. No deviation is authorized.